



Sustainability in schools

Tonight we will cover:

- Our support for school sustainability
- Waste generation in schools, including a deep dive into school lunch
- Waste reduction success stories
- How Master Recyclers can get involved

CLASSROOM
PRESENTATIONS

MINI-GRANTS

FREE
RESOURCES

OREGON GREEN
SCHOOL

REDUCE WASTED
FOOD



CLASSROOM
PRESENTATIONS

MINI-GRANTS

FREE
RESOURCES

OREGON GREEN
SCHOOL

REDUCE WASTED
FOOD



CLASSROOM PRESENTATIONS

MINI-GRANTS

FREE RESOURCES

OREGON GREEN SCHOOL

REDUCE WASTED FOOD




Paper & Cardboard
 Reciclaje Утиль Р



Mixed paper and flattened cardboard. Shredded paper. Magazines and phone books.

For additional assistance, contact Clackamas County Sustainability & Solid Waste
 WasteInfo@Clackamas.us; 503-557-6363

10¢ DEPOSIT Bottles
 Reciclaje Утиль Р



Empty beverage bottles.

For additional assistance, contact Clackamas County Sustainability & Solid Waste
 WasteInfo@Clackamas.us; 503-557-6363

Food Scraps
 Sólo alimentos 仅限食物 CHỈ DUY NH



Food scraps including bones, chicken, and vegetables.

For additional assistance, contact Clackamas County Sustainability & Solid Waste
 WasteInfo@Clackamas.us; 503-557-6363

Glass
 Vidrio Стекло Рác



Bottles & jars only. Empty and rinsed.

Solo botellas y frascos de vidrio. Vacíos y enjuague los recipientes. Sin tapas.

For additional assistance, contact Clackamas County Sustainability & Solid Waste
 WasteInfo@Clackamas.us; 503-557-6363

Garbage
 Basura Mycop Rác còn lại 垃圾



Garbage including paper, plastic, and food waste.

For additional assistance, contact Clackamas County Sustainability & Solid Waste
 WasteInfo@Clackamas.us; 503-557-6363

Unecicere

Morning Meeting Announcement:

5. You can take food from the no thank you bin
6. You can eat an apple that looks a little weird!
7. Not everything is beautiful but it's still good!



GARBAGE AN

Cert

- Redu
- Green
- Gard
- Walk
- Envir
- Wate
- Pollut
- Energ

PA

S

CLASSROOM
TIONS

MINI-GRANTS

FREE
RESOURCES

OREGON GREEN
SCHOOL

REDUCE WASTED
FOOD



August 2021
EPA 910-B-21-001



OREGON SCHOOL FOOD SHARE PROGRAM GUIDE

An apple
JUS
an apple

A "zine" is
a homemade
magazine.

An interactive
zine about the
food you eat...



THIS ZINE BELONGS TO: _____

Una manzana
no es
SÓLO
una manzana...

Una revista casera e
interactiva sobre la
comida que se come...



Y la que no.

Esta revista pertenece a: _____

Waste generation in schools

Classroom and office waste



Cafeteria waste



Classroom




Classroom



Classroom



Reuse and waste reduction opportunities in the classroom:





Paper Recycling

Reciclaje

Утиль

RácTái chẾ

回收



Mixed paper and flattened cardboard. Shredded paper in a bag
Magazines and phone books



For additional assistance, contact Clackamas County Sustainability & Solid Waste
WasteInfo@Clackamas.us; 503-557-6363



School recycling



Reciclaje



Mixed

For additional



Bottles & Cans

Reciclaje

Утиль

RácTái chế

回收



Empty beverage containers

For additional assistance, contact Clackamas County Sustainability & Solid Waste
WasteInfo@Clackamas.us; 503-557-6363





Garbage

Basura

Mycop

Rác còn lại

垃圾



For additional assistance, contact Clackamas County Sustainability & Solid Waste
WasteInfo@Clackamas.us; 503-557-6363





Food Scraps

Sólo alimentos

仅限食物

CHỈ

DUY NHẤT THỰC PHẨM

食品のみ



For additional assistance, contact Clackamas County Sustainability & Solid Waste
WasteInfo@Clackamas.us; 503-557-6363





1. Make sure students know which food items they need to have on their trays

2. "Rescue" edible items by using a Share Table



1. Make sure students know which food items they need to have on their trays

2. "Rescue" edible items by using a Share Table





1. Make sure students know which food items they need to have on their trays

2. "Rescue" edible items by using a Share Table

Eliminate by using a milk dispenser and washable cups

1. Make sure students know they do not need to take a milk.

2. Cut milk waste in half by installing a milk dispenser



1. Make sure students know which food items they need to have on their trays

2. "Rescue" edible items by using a Share Table

Eliminate by using a milk dispenser and washable cups

1. Make sure students know they do not need to take a milk.

2. Cut milk waste in half by installing a milk dispenser



1. Make sure students know which food items they need to have on their trays

2. "Rescue" edible items by using a Share Table

1. Make sure students know which food items they need to have on their trays.
2. Explore a composting program to capture plate waste

1. Make sure students know they do not need to take a milk.

2. Cut milk waste in half by installing a milk dispenser

Eliminate by using a milk dispenser and washable cups



1. Make sure students know which food items they need to have on their trays


2. "Rescue" edible items by using a Share Table




1. Make sure students know which food items they need to have on their trays.
2. Explore a composting program to capture plate waste

1. Make sure students know they do not need to take a milk.

2. Cut milk waste in half by installing a milk dispenser



Eliminate by using a milk dispenser and washable cups

- 
1. Explore durable options for cafeteria disposables
 2. Encourage a "Pack in-Pack out" program for lunches brought from home

1. Make sure students know which food items they need to have on their trays
2. "Rescue" edible items by using a Share Table

1. Make sure students know which food items they need to have on their trays.
2. Explore a composting program to capture plate waste

1. Make sure students know they do not need to take a milk.
2. Cut milk waste in half by installing a milk dispenser

Eliminate by using a milk dispenser and washable cups



1. Explore durable options for cafeteria disposables

2. Encourage a "Pack in-Pack out" program for lunches brought from home


1. Make sure students know which food items they need to have on their trays
2. "Rescue" edible items by using a Share Table

1. Make sure students know which food items they need to have on their trays.
2. Explore a composting program to capture plate waste

1. Make sure students know they do not need to take a milk.

2. Cut milk waste in half by installing a milk dispenser

Eliminate by using a milk dispenser and washable cups

- 
1. Explore durable options for cafeteria disposables
 2. Encourage a "Pack in-Pack out" program for lunches brought from home

1. Make sure students know which food items they need to have on their trays
2. "Rescue" edible items by using a Share Table

1. Make sure students know which food items they need to have on their trays.
2. Explore a composting program to capture plate waste

1. Make sure students know they do not need to take a milk.
2. Cut milk waste in half by installing a milk dispenser

MAYBE recycle in the cafeteria



Eliminate by using a milk dispenser and washable cups

Success stories



HOORAY!







Canby School District Fast Facts

- 5,000 students
- 6 elementary schools, 1 middle school, 1 high school
- Milk dispenser pilot with one elementary school in Canby (2016-2017)
- Pilot expansion to **21** schools in **4** school districts across Clackamas County (2020-2021)

Results from one school year at all 6 Canby School District elementary schools:

- **200,000** fewer milk cartons to landfill
- **4,615** fewer gallons of milk purchased
- **\$18,600** saved in milk purchasing (50% reduction)

No-Thank-You Table at Sunset Primary!



A No-Thank-You table at Sunset can rescue:

In one school day:

18 full cartons of milk
7 cheese sticks
10 bags of sunflower seeds

19 packs of dried fruit
9 fruit cups
15 packages of carrots

2 yogurts
2 bananas
4 packs of muffins/cookies/granola

In one school week:

90 full cartons of milk
35 cheese sticks
50 bags of sunflower seeds

95 packs of dried fruit
45 fruit cups
45 packages of carrots

10 yogurts
10 bananas
20 packs of muffins/cookies/granola

In one school year:

3,060 full cartons of milk
1,190 cheese sticks
1,700 bags of sunflower seeds

3,230 packs of dried fruit
1,530 fruit cups
1,530 packages of carrots

340 yogurts
340 bananas
680 packs of muffins/cookies/granola

Commercial compost in schools

- **Benefits:**

- All food is included
- Simple message
- Can shine a light on the volume of wasted food
- Schools often start in the kitchen to get staff on board

- **Challenges:**

- Contamination
- Participation
- Not available in every part of the County
- Can decrease motivation to reduce wasted food



On-site compost in schools

- **Benefits:**

- Very educational
- If school has a garden, the compost can be used on-site

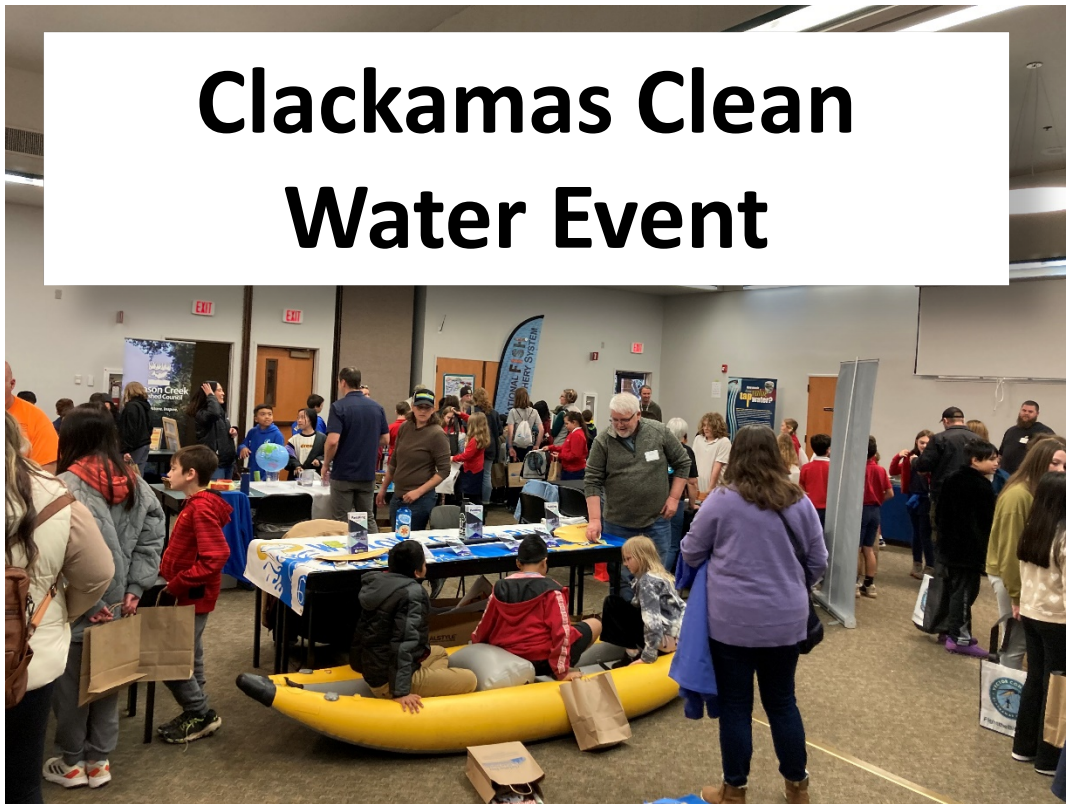
- **Challenges:**

- Difficult to maintain, both daily and in the long run
- Odors and pests can be a problem
- Very limited in scope



Community events


Clackamas Clean Water Event



Clothing Swap

How can Master Recyclers get involved?

- Tabling at school events
- Leading or assisting with waste audits
- And more – there are opportunities that we will advertise as they come up
- Your ideas?





Noemi Sarabia-Feria, Sustainability Analyst
CCRRA and Clackamas County
503-742-4460; nsarabiaferia@clackamas.us